

Scaled data based on original data using  
LM-79-08 Approved Method: Electrical and Photometric Measurements of Solid-  
State Lighting Products

Test Report Prepared for  
Cooper Lighting Solutions  
(formerly Eaton)

Brand: McGRAW-EDISON

Report Number: P227175

Luminaire Tested: **ISW-AF-800-LED-E1-SLL**

Issue Date: 3/3/2020

**Test Information**

Test Method: LM-79-08  
Report Number: P227175  
TEST IS SCALED FROM IESNA LM-79-08 TEST DATA (P35948)  
Test Lab: INNOVATION CENTER-P3  
Issue Date: 3/3/2020  
Manufacturer: COOPER LIGHTING SOLUTIONS (FORMERLY EATON)  
Product Line: MCGRAW-EDISON  
Catalog Number: ISW-AF-800-LED-E1-SLL  
Description: IMPACT ELITE LED WEDGE LUMINAIRE  
LIGHT SQUARE WITH ACCULED OPTICS-90° SPILL LIGHT ELIMINATOR LEFT  
Light Source: (16) 4000K CCT, 70 CRI LEDs  
Ballast/Driver: ELECTRONIC DRIVER

**Summary**

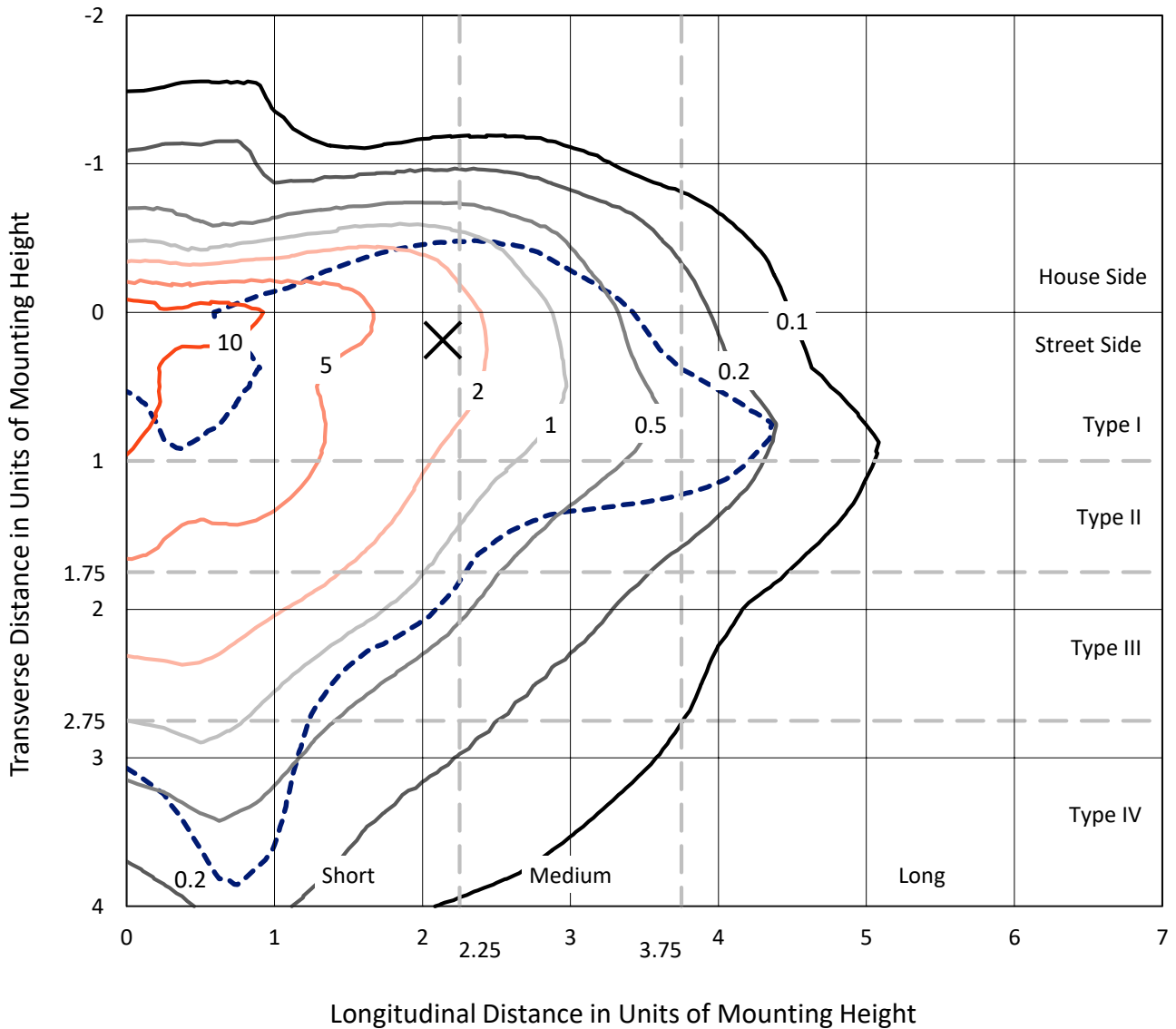
Lumens per Lamp: N/A  
Luminaire Lumens: 4518.9 lumens  
Efficiency: N/A  
Efficacy: 103.9 lumens/watt  
Luminous Opening: Rectangular (W 0.5' x L: 0.5' x H: 0')  
IES Classification: Type IV - Short - Non-Cutoff  
BUG Rating: B1 - U1 - G2  
  
Input Watts (W): 43.5  
Input Voltage (V): 120  
Input Current (Ain): NR  
Voltage Rise (V): NR  
Power Factor: NR  
Total Harmonic Distortion (THDi): NR  
Frequency (hertz): 60  
Stabilization Time: NR  
Operation Time: NR  
Ambient Temperature (°C): NR  
Test Distance: 25 FT



REPORT NUMBER: P227175  
 CATALOG NUMBER: ISW-AF-800-LED-E1-SLL

### Iso-Footcandle Lines of Horizontal Illumination

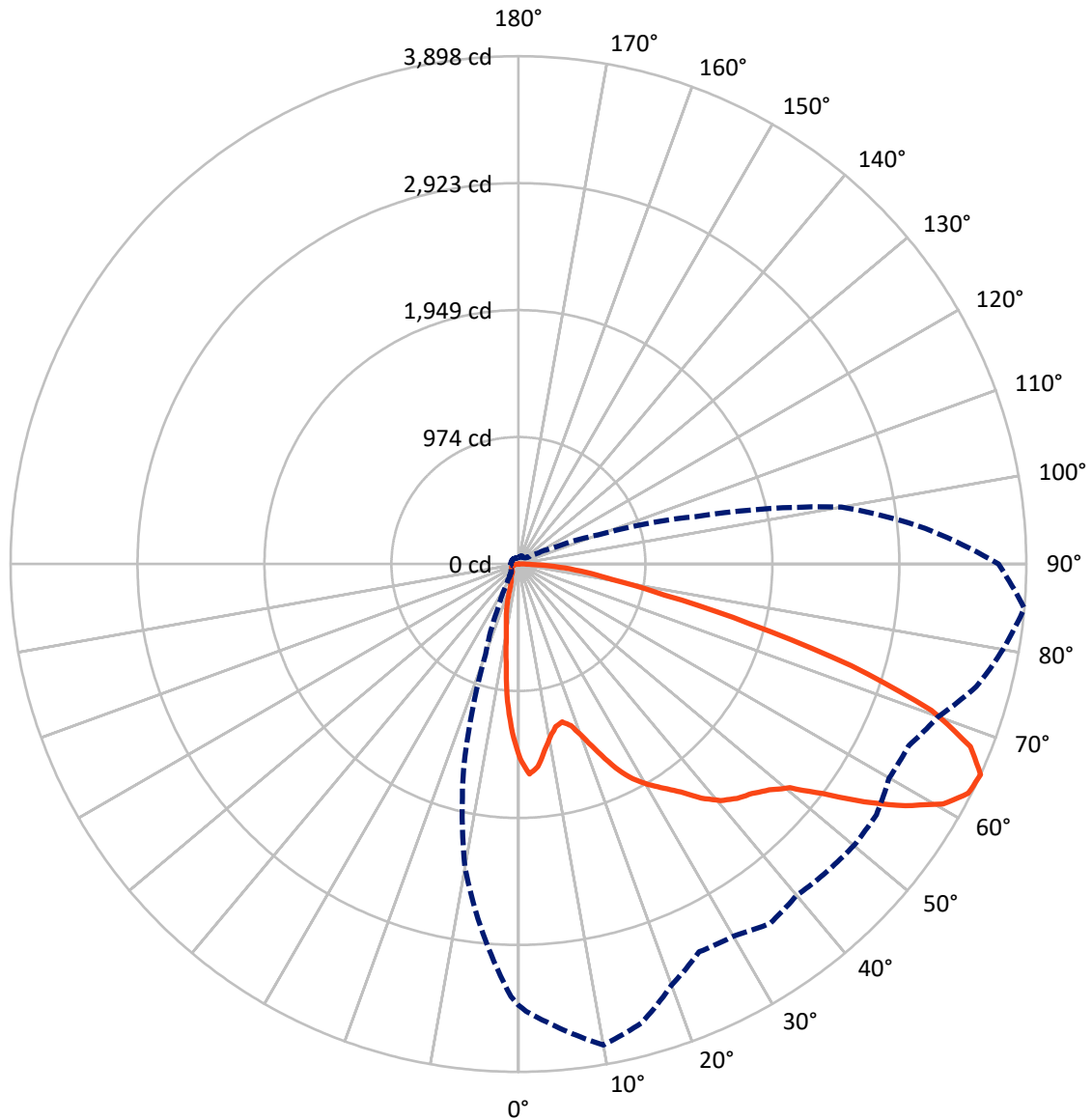
✕ Max cd  
 - - - 1/2 Max cd



Based on 10 foot mounting height. Maximum calculated value = 16.3 fc  
 Type IV - Short - Non-Cutoff

REPORT NUMBER: P227175  
CATALOG NUMBER: ISW-AF-800-LED-E1-SLL

### Luminous Intensity Polar Plot



— Vertical Plane Through 85-Deg Lateral      - - - Horizontal Cone Through 65-Deg Vertical

REPORT NUMBER: P227175

CATALOG NUMBER: ISW-AF-800-LED-E1-SLL

**FLUX DISTRIBUTION:**

		Downward	Upward	Total
<b>House Side</b>	Lumens	775.1	0.0	775.1
	% Fixture	17.2	0.0	17.2
<b>Street Side</b>	Lumens	3743.6	0.2	3743.7
	% Fixture	82.8	0.0	82.8
<b>Total</b>	Lumens	4518.7	0.2	4518.9
	% Fixture	100.0	0.0	100.0

**Coefficient of Utilization**

**ZONAL LUMENS:**

Zone	Lumens	% Fixture
0°-10°	110.6	2.4
10°-20°	212.8	4.7
20°-30°	303.4	6.7
30°-40°	440.2	9.7
40°-50°	629.8	13.9
50°-60°	966.9	21.4
60°-70°	1119.2	24.8
70°-80°	571.0	12.6
80°-90°	164.8	3.6
90°-100°	0.2	0.0
100°-110°	0.0	0.0
110°-120°	0.0	0.0
120°-130°	0.0	0.0
130°-140°	0.0	0.0
140°-150°	0.0	0.0
150°-160°	0.0	0.0
160°-170°	0.0	0.0
170°-180°	0.0	0.0
0°-90°	4518.7	100.0
0°-180°	4518.9	100.0



REPORT NUMBER: P227175

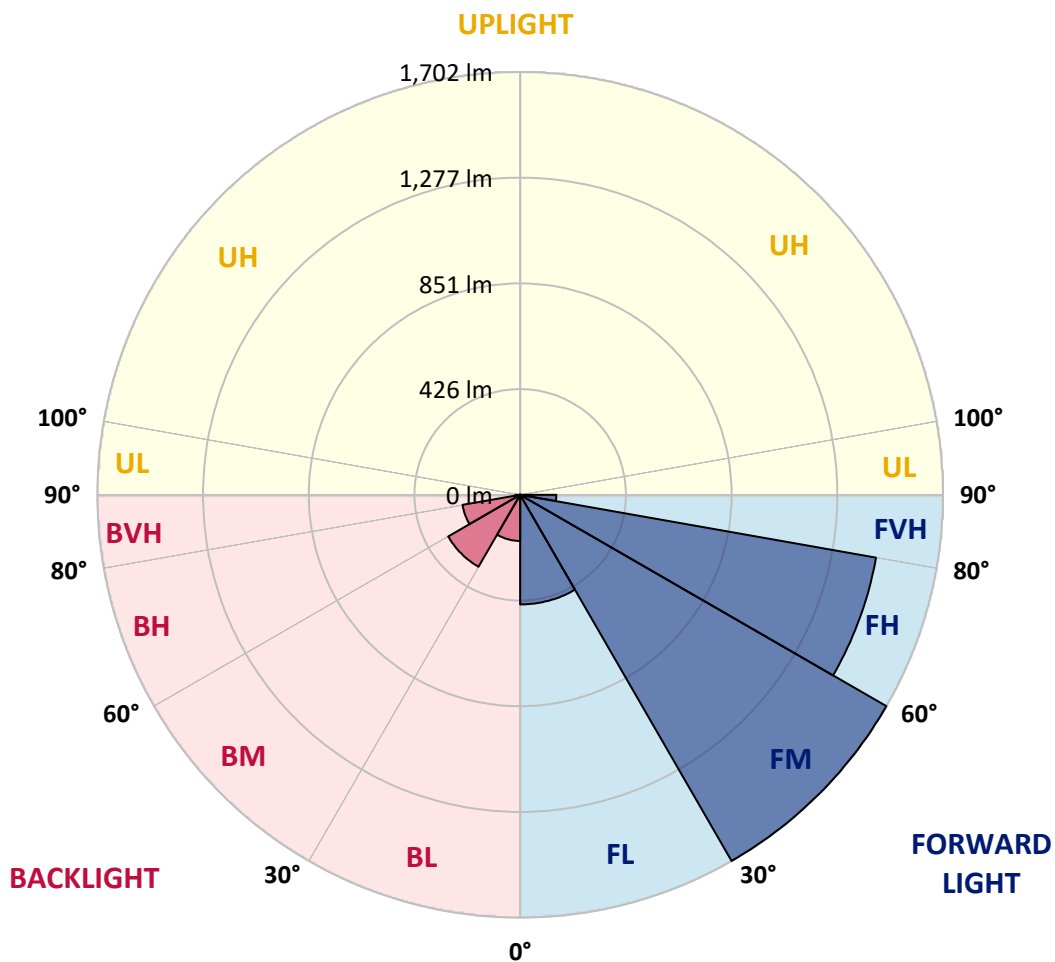
CATALOG NUMBER: ISW-AF-800-LED-E1-SLL

**LUMINAIRE CLASSIFICATION SYSTEM LUMEN TABLE AND BUG RATING:**

Zone		Lumens	% Fixture	Zone Rating/Lumen Limit		
				B	U	G
FL	(0°-30°)	441.3	9.8			
FM	(30°-60°)	1702.2	37.7			
FH	(60°-80°)	1454.4	32.2			G1/1800
FVH	(80°-90°)	145.6	3.2			G2/225
BL	(0°-30°)	185.5	4.1	B1/500		
BM	(30°-60°)	334.7	7.4	B1/1000		
BH	(60°-80°)	235.7	5.2	B1/500		G1/500
BVH	(80°-90°)	19.1	0.4			G1/100
UL	(90°-100°)	0.2	0.0		U1/10	
UH	(100°-180°)	0.0	0.0		U1/10	

**BUG Rating: B1-U1-G2**

Type IV Short





REPORT NUMBER: P227175

CATALOG NUMBER: ISW-AF-800-LED-E1-SLL

**CANDELA DISTRIBUTION (FULL):**

	0°	1°	5°	10°	15°	20°	25°	30°	35°	40°	45°
0°	1492.9	1492.9	1492.9	1492.9	1492.9	1492.9	1492.9	1492.9	1492.9	1492.9	1492.9
2.5°	1545.4	1546.8	1568.2	1588.6	1614.5	1610.7	1632.0	1648.0	1662.5	1664.8	1675.4
5°	1451.1	1466.2	1514.2	1555.2	1607.0	1647.3	1690.6	1724.8	1749.9	1773.5	1776.6
7.5°	1318.7	1330.1	1385.6	1450.2	1524.8	1578.0	1643.5	1700.5	1740.8	1778.8	1787.2
10°	1205.3	1216.1	1277.7	1361.3	1426.7	1495.9	1563.6	1610.0	1662.5	1695.1	1711.1
12.5°	1150.6	1163.6	1222.1	1298.1	1365.1	1432.0	1483.0	1523.3	1552.9	1559.0	1563.6
15°	1171.9	1178.7	1243.4	1311.1	1364.3	1397.8	1411.5	1435.8	1433.6	1445.7	1448.0
17.5°	1257.8	1254.9	1323.3	1370.4	1396.2	1392.4	1371.2	1358.3	1335.5	1328.6	1348.4
20°	1405.4	1416.1	1460.2	1489.0	1462.4	1400.8	1342.3	1302.0	1270.0	1259.4	1257.1
22.5°	1578.0	1591.7	1639.6	1624.4	1556.7	1444.2	1337.7	1273.1	1233.6	1222.1	1217.5
25°	1759.1	1768.2	1792.5	1740.8	1645.7	1499.7	1369.6	1279.2	1226.7	1209.9	1207.7
27.5°	1905.0	1914.1	1902.8	1843.5	1705.8	1562.0	1413.7	1306.5	1238.1	1221.4	1213.7
30°	2024.4	2029.0	1991.0	1917.2	1780.3	1631.3	1471.5	1354.5	1274.6	1236.5	1231.2
32.5°	2158.3	2155.3	2081.5	1979.6	1843.5	1693.6	1537.7	1408.4	1309.6	1263.1	1254.9
35°	2305.1	2278.4	2148.4	2041.2	1886.8	1741.6	1597.8	1465.5	1365.8	1304.3	1293.6
37.5°	2435.9	2408.5	2234.3	2089.9	1930.1	1778.8	1645.0	1539.2	1451.8	1395.5	1390.9
40°	2537.7	2504.3	2299.8	2122.5	1951.5	1806.2	1700.5	1632.0	1574.2	1528.6	1528.6
42.5°	2619.9	2583.5	2363.6	2160.6	1970.4	1848.0	1793.2	1769.7	1757.5	1732.4	1741.6
45°	2699.1	2661.7	2416.1	2184.9	2013.1	1929.4	1937.0	1957.5	1994.0	1979.6	1992.5
47.5°	2774.3	2737.8	2475.4	2223.7	2095.2	2075.4	2115.0	2197.1	2268.6	2324.9	2364.3
50°	2900.6	2857.2	2581.9	2337.7	2224.5	2234.3	2348.4	2509.6	2626.0	2677.7	2674.7
52.5°	3140.0	3078.5	2810.8	2550.7	2409.3	2464.0	2598.6	2801.7	2953.8	2994.1	3010.0
55°	3432.9	3384.2	3141.6	2832.9	2730.2	2749.2	2916.5	3146.2	3263.3	3305.2	3318.9
57.5°	3604.8	3591.8	3439.8	3134.7	3035.2	3027.5	3245.8	3433.6	3534.8	3574.3	3562.2
59°	3645.1	3648.9	3562.2	3348.4	3211.6	3194.9	3417.0	3591.1	3675.5	3687.6	3681.6
60°	3641.3	3662.6	3651.9	3465.6	3323.4	3302.1	3489.2	3655.0	3725.7	3744.7	3723.4
62.5°	3562.9	3599.5	3700.6	3680.8	3576.6	3467.9	3556.1	3676.3	3721.9	3703.6	3687.6
65°	3384.9	3432.9	3573.6	3748.5	3648.1	3438.2	3283.9	3297.5	3366.7	3321.1	3343.1
67.5°	3077.8	3132.5	3207.1	3604.0	3458.0	3105.9	2840.4	2710.4	2677.7	2721.9	2791.8
70°	2503.6	2539.3	2727.9	3289.2	3036.6	2553.0	2219.9	2046.5	1988.7	2090.6	2162.1
72.5°	1765.9	1819.1	2067.8	2721.9	2498.3	2045.0	1680.0	1520.2	1462.4	1467.0	1529.3
75°	1074.6	1146.8	1444.9	2152.2	1969.0	1566.6	1279.9	1165.0	1147.5	1137.7	1127.1
77.5°	708.8	736.1	949.9	1485.2	1327.8	1114.1	960.6	1007.7	1060.1	1071.5	1085.2
80°	480.7	489.0	616.0	1041.9	874.6	822.9	776.4	887.5	987.1	1005.4	995.5
82.5°	295.8	320.9	429.6	702.7	697.3	673.0	613.8	700.4	766.6	778.0	798.5
85°	102.7	107.2	263.9	620.5	708.8	716.4	505.7	399.3	448.7	440.3	316.4
87.5°	44.1	49.4	82.1	415.2	479.9	397.0	231.2	205.3	158.1	89.0	85.9
90°	3.1	3.1	2.3	3.8	11.5	7.6	6.9	2.3	0.0	0.0	0.0
92.5°	0.0	0.0	0.0	0.0	0.0	0.0	0.0	0.0	0.0	0.0	0.0
95°	0.0	0.0	0.0	0.0	0.0	0.0	0.0	0.0	0.0	0.0	0.0
97.5°	0.0	0.0	0.0	0.0	0.0	0.0	0.0	0.0	0.0	0.0	0.0
100°	0.0	0.0	0.0	0.0	0.0	0.0	0.0	0.0	0.0	0.0	0.0
102.5°	0.0	0.0	0.0	0.0	0.0	0.0	0.0	0.0	0.0	0.0	0.0
105°	0.0	0.0	0.0	0.0	0.0	0.0	0.0	0.0	0.0	0.0	0.0
107.5°	0.0	0.0	0.0	0.0	0.0	0.0	0.0	0.0	0.0	0.0	0.0



REPORT NUMBER: P227175

CATALOG NUMBER: ISW-AF-800-LED-E1-SLL

**CANDELA DISTRIBUTION (continued):**

	0°	1°	5°	10°	15°	20°	25°	30°	35°	40°	45°
110°	0.0	0.0	0.0	0.0	0.0	0.0	0.0	0.0	0.0	0.0	0.0
112.5°	0.0	0.0	0.0	0.0	0.0	0.0	0.0	0.0	0.0	0.0	0.0
115°	0.0	0.0	0.0	0.0	0.0	0.0	0.0	0.0	0.0	0.0	0.0
117.5°	0.0	0.0	0.0	0.0	0.0	0.0	0.0	0.0	0.0	0.0	0.0
120°	0.0	0.0	0.0	0.0	0.0	0.0	0.0	0.0	0.0	0.0	0.0
122.5°	0.0	0.0	0.0	0.0	0.0	0.0	0.0	0.0	0.0	0.0	0.0
125°	0.0	0.0	0.0	0.0	0.0	0.0	0.0	0.0	0.0	0.0	0.0
127.5°	0.0	0.0	0.0	0.0	0.0	0.0	0.0	0.0	0.0	0.0	0.0
130°	0.0	0.0	0.0	0.0	0.0	0.0	0.0	0.0	0.0	0.0	0.0
132.5°	0.0	0.0	0.0	0.0	0.0	0.0	0.0	0.0	0.0	0.0	0.0
135°	0.0	0.0	0.0	0.0	0.0	0.0	0.0	0.0	0.0	0.0	0.0
137.5°	0.0	0.0	0.0	0.0	0.0	0.0	0.0	0.0	0.0	0.0	0.0
140°	0.0	0.0	0.0	0.0	0.0	0.0	0.0	0.0	0.0	0.0	0.0
142.5°	0.0	0.0	0.0	0.0	0.0	0.0	0.0	0.0	0.0	0.0	0.0
145°	0.0	0.0	0.0	0.0	0.0	0.0	0.0	0.0	0.0	0.0	0.0
147.5°	0.0	0.0	0.0	0.0	0.0	0.0	0.0	0.0	0.0	0.0	0.0
150°	0.0	0.0	0.0	0.0	0.0	0.0	0.0	0.0	0.0	0.0	0.0
152.5°	0.0	0.0	0.0	0.0	0.0	0.0	0.0	0.0	0.0	0.0	0.0
155°	0.0	0.0	0.0	0.0	0.0	0.0	0.0	0.0	0.0	0.0	0.0
157.5°	0.0	0.0	0.0	0.0	0.0	0.0	0.0	0.0	0.0	0.0	0.0
160°	0.0	0.0	0.0	0.0	0.0	0.0	0.0	0.0	0.0	0.0	0.0
162.5°	0.0	0.0	0.0	0.0	0.0	0.0	0.0	0.0	0.0	0.0	0.0
165°	0.0	0.0	0.0	0.0	0.0	0.0	0.0	0.0	0.0	0.0	0.0
167.5°	0.0	0.0	0.0	0.0	0.0	0.0	0.0	0.0	0.0	0.0	0.0
170°	0.0	0.0	0.0	0.0	0.0	0.0	0.0	0.0	0.0	0.0	0.0
172.5°	0.0	0.0	0.0	0.0	0.0	0.0	0.0	0.0	0.0	0.0	0.0
175°	0.0	0.0	0.0	0.0	0.0	0.0	0.0	0.0	0.0	0.0	0.0
177.5°	0.0	0.0	0.0	0.0	0.0	0.0	0.0	0.0	0.0	0.0	0.0
180°	0.0	0.0	0.0	0.0	0.0	0.0	0.0	0.0	0.0	0.0	0.0





REPORT NUMBER: P227175

CATALOG NUMBER: ISW-AF-800-LED-E1-SLL

**CANDELA DISTRIBUTION (continued):**

	50°	55°	60°	65°	70°	75°	80°	85°	90°	95°	100°
0°	1492.9	1492.9	1492.9	1492.9	1492.9	1492.9	1492.9	1492.9	1492.9	1492.9	1492.9
2.5°	1673.1	1663.2	1669.3	1661.0	1647.3	1638.2	1627.5	1613.8	1597.8	1576.5	1555.2
5°	1769.7	1762.0	1743.1	1715.7	1677.6	1645.7	1607.7	1562.9	1525.5	1477.7	1432.7
7.5°	1778.1	1765.9	1730.9	1680.0	1621.4	1562.0	1517.2	1444.2	1397.0	1320.9	1270.0
10°	1702.0	1702.8	1667.8	1619.8	1559.0	1489.0	1424.5	1344.6	1275.3	1197.8	1112.6
12.5°	1590.2	1600.8	1602.4	1559.8	1500.5	1426.7	1354.5	1278.4	1192.5	1109.6	1031.2
15°	1463.2	1493.6	1495.9	1485.2	1454.0	1391.7	1325.5	1257.1	1169.6	1079.1	990.9
17.5°	1349.9	1378.7	1405.4	1429.8	1431.2	1401.6	1361.3	1302.7	1215.3	1108.8	1005.4
20°	1264.0	1295.2	1340.8	1385.6	1435.1	1450.2	1453.3	1416.1	1322.5	1192.5	1052.5
22.5°	1228.2	1264.7	1311.1	1395.5	1483.0	1537.0	1567.4	1567.4	1469.3	1317.2	1130.1
25°	1220.6	1250.3	1320.9	1425.9	1543.0	1637.3	1695.1	1733.9	1663.2	1477.7	1225.9
27.5°	1225.9	1266.2	1353.7	1460.9	1583.3	1704.2	1799.4	1867.0	1800.9	1587.2	1314.9
30°	1247.2	1307.3	1397.8	1508.9	1635.1	1762.9	1877.6	1963.7	1915.0	1686.7	1399.3
32.5°	1284.5	1357.5	1460.2	1560.5	1686.0	1824.4	1937.8	2051.0	2015.3	1756.0	1444.2
35°	1340.0	1425.9	1519.5	1620.7	1740.8	1879.2	2000.1	2148.4	2135.5	1842.6	1489.0
37.5°	1429.8	1518.0	1603.9	1690.6	1804.7	1939.3	2089.9	2279.2	2268.6	1971.2	1561.3
40°	1587.9	1639.6	1703.5	1759.1	1866.3	1994.8	2156.0	2387.2	2425.2	2081.5	1625.2
42.5°	1784.1	1814.5	1832.8	1848.0	1902.8	2023.7	2203.9	2459.5	2521.8	2163.6	1674.6
45°	2034.3	2025.2	1988.7	1953.7	1947.6	2040.4	2225.9	2512.7	2597.9	2243.4	1724.8
47.5°	2330.2	2310.4	2210.8	2095.9	2032.1	2070.9	2264.8	2591.0	2691.4	2348.4	1787.2
50°	2671.6	2625.2	2462.4	2268.6	2150.7	2156.8	2362.9	2699.8	2814.6	2485.3	1903.5
52.5°	2988.0	2905.1	2711.1	2454.9	2286.1	2306.5	2539.3	2924.9	3067.1	2711.9	2099.0
55°	3267.1	3160.6	2951.5	2670.8	2518.0	2553.8	2821.4	3223.0	3357.6	2981.9	2296.7
57.5°	3504.4	3391.1	3185.0	2937.8	2747.6	2777.3	3073.1	3499.8	3590.4	3224.5	2486.1
59°	3612.3	3500.5	3310.5	3082.3	2904.4	2966.7	3251.1	3637.5	3676.3	3318.0	2558.3
60°	3664.8	3553.0	3385.8	3163.0	3000.2	3082.3	3345.5	3741.6	3708.2	3331.8	2585.7
62.5°	3661.0	3582.7	3472.4	3320.3	3290.6	3427.6	3651.9	3875.6	3730.3	3292.2	2603.2
65°	3360.6	3353.8	3285.3	3302.8	3426.8	3638.2	3775.9	3897.5	3684.6	3134.7	2518.8
67.5°	2803.2	2831.3	2840.4	2947.7	3237.4	3596.4	3717.3	3740.9	3486.1	2797.9	2256.4
70°	2164.4	2102.1	2204.7	2394.0	2811.6	3274.0	3445.8	3363.7	3080.0	2343.1	1842.6
72.5°	1532.4	1550.7	1698.2	1943.8	2368.9	2848.1	3117.2	2669.4	2317.2	1753.7	1306.5
75°	1152.9	1238.9	1310.3	1525.5	1924.1	2439.6	2661.7	1835.1	1509.6	1209.2	854.8
77.5°	1105.0	1098.1	1043.4	1089.0	1387.1	1708.8	1899.0	1145.3	945.3	790.9	516.4
80°	1021.3	962.8	863.2	819.1	873.8	1097.4	1205.3	736.1	628.9	552.9	291.2
82.5°	792.5	752.9	647.9	644.9	728.5	779.5	828.9	521.7	473.0	448.0	178.7
85°	502.7	516.4	529.3	645.7	808.4	817.5	644.9	317.9	249.4	351.4	114.1
87.5°	149.0	242.6	294.3	499.6	728.5	730.8	485.2	104.2	93.5	109.6	66.2
90°	0.0	0.0	0.0	0.0	0.0	0.0	0.7	0.0	0.0	0.0	0.0
92.5°	0.0	0.0	0.0	0.0	0.0	0.0	0.0	0.0	0.0	0.0	0.0
95°	0.0	0.0	0.0	0.0	0.0	0.0	0.0	0.0	0.0	0.0	0.0
97.5°	0.0	0.0	0.0	0.0	0.0	0.0	0.0	0.0	0.0	0.0	0.0
100°	0.0	0.0	0.0	0.0	0.0	0.0	0.0	0.0	0.0	0.0	0.0
102.5°	0.0	0.0	0.0	0.0	0.0	0.0	0.0	0.0	0.0	0.0	0.0
105°	0.0	0.0	0.0	0.0	0.0	0.0	0.0	0.0	0.0	0.0	0.0
107.5°	0.0	0.0	0.0	0.0	0.0	0.0	0.0	0.0	0.0	0.0	0.0



REPORT NUMBER: P227175

CATALOG NUMBER: ISW-AF-800-LED-E1-SLL

**CANDELA DISTRIBUTION (continued):**

	50°	55°	60°	65°	70°	75°	80°	85°	90°	95°	100°
110°	0.0	0.0	0.0	0.0	0.0	0.0	0.0	0.0	0.0	0.0	0.0
112.5°	0.0	0.0	0.0	0.0	0.0	0.0	0.0	0.0	0.0	0.0	0.0
115°	0.0	0.0	0.0	0.0	0.0	0.0	0.0	0.0	0.0	0.0	0.0
117.5°	0.0	0.0	0.0	0.0	0.0	0.0	0.0	0.0	0.0	0.0	0.0
120°	0.0	0.0	0.0	0.0	0.0	0.0	0.0	0.0	0.0	0.0	0.0
122.5°	0.0	0.0	0.0	0.0	0.0	0.0	0.0	0.0	0.0	0.0	0.0
125°	0.0	0.0	0.0	0.0	0.0	0.0	0.0	0.0	0.0	0.0	0.0
127.5°	0.0	0.0	0.0	0.0	0.0	0.0	0.0	0.0	0.0	0.0	0.0
130°	0.0	0.0	0.0	0.0	0.0	0.0	0.0	0.0	0.0	0.0	0.0
132.5°	0.0	0.0	0.0	0.0	0.0	0.0	0.0	0.0	0.0	0.0	0.0
135°	0.0	0.0	0.0	0.0	0.0	0.0	0.0	0.0	0.0	0.0	0.0
137.5°	0.0	0.0	0.0	0.0	0.0	0.0	0.0	0.0	0.0	0.0	0.0
140°	0.0	0.0	0.0	0.0	0.0	0.0	0.0	0.0	0.0	0.0	0.0
142.5°	0.0	0.0	0.0	0.0	0.0	0.0	0.0	0.0	0.0	0.0	0.0
145°	0.0	0.0	0.0	0.0	0.0	0.0	0.0	0.0	0.0	0.0	0.0
147.5°	0.0	0.0	0.0	0.0	0.0	0.0	0.0	0.0	0.0	0.0	0.0
150°	0.0	0.0	0.0	0.0	0.0	0.0	0.0	0.0	0.0	0.0	0.0
152.5°	0.0	0.0	0.0	0.0	0.0	0.0	0.0	0.0	0.0	0.0	0.0
155°	0.0	0.0	0.0	0.0	0.0	0.0	0.0	0.0	0.0	0.0	0.0
157.5°	0.0	0.0	0.0	0.0	0.0	0.0	0.0	0.0	0.0	0.0	0.0
160°	0.0	0.0	0.0	0.0	0.0	0.0	0.0	0.0	0.0	0.0	0.0
162.5°	0.0	0.0	0.0	0.0	0.0	0.0	0.0	0.0	0.0	0.0	0.0
165°	0.0	0.0	0.0	0.0	0.0	0.0	0.0	0.0	0.0	0.0	0.0
167.5°	0.0	0.0	0.0	0.0	0.0	0.0	0.0	0.0	0.0	0.0	0.0
170°	0.0	0.0	0.0	0.0	0.0	0.0	0.0	0.0	0.0	0.0	0.0
172.5°	0.0	0.0	0.0	0.0	0.0	0.0	0.0	0.0	0.0	0.0	0.0
175°	0.0	0.0	0.0	0.0	0.0	0.0	0.0	0.0	0.0	0.0	0.0
177.5°	0.0	0.0	0.0	0.0	0.0	0.0	0.0	0.0	0.0	0.0	0.0
180°	0.0	0.0	0.0	0.0	0.0	0.0	0.0	0.0	0.0	0.0	0.0



REPORT NUMBER: P227175

CATALOG NUMBER: ISW-AF-800-LED-E1-SLL

**CANDELA DISTRIBUTION (continued):**

	105°	110°	115°	120°	125°	130°	135°	140°	145°	150°	155°
0°	1492.9	1492.9	1492.9	1492.9	1492.9	1492.9	1492.9	1492.9	1492.9	1492.9	1492.9
2.5°	1533.2	1530.1	1508.9	1473.0	1476.1	1459.4	1438.1	1403.9	1397.0	1378.0	1374.9
5°	1394.8	1359.0	1312.7	1256.4	1235.0	1206.2	1176.5	1155.2	1128.6	1104.3	1136.9
7.5°	1209.9	1157.5	1103.5	1044.1	1010.0	962.8	937.7	889.0	853.2	846.4	818.3
10°	1055.6	989.4	927.8	874.6	810.7	766.6	734.7	708.0	683.6	654.1	635.8
12.5°	952.9	878.4	812.9	746.9	716.4	679.9	660.1	635.0	600.1	574.9	550.6
15°	906.5	825.9	754.4	696.6	652.5	618.3	583.3	552.9	514.9	486.7	458.6
17.5°	900.4	795.4	705.0	640.4	592.4	555.2	508.8	468.5	422.1	390.9	367.3
20°	907.3	772.6	659.4	574.9	526.3	460.8	417.5	368.1	322.4	281.4	244.1
22.5°	934.7	760.5	614.5	521.7	449.5	374.9	328.6	265.5	226.6	187.1	172.7
25°	971.9	752.9	575.7	463.2	371.8	298.1	235.0	182.5	165.0	155.2	149.9
27.5°	1011.5	739.2	532.3	409.2	309.5	219.8	175.6	153.6	146.8	141.5	137.7
30°	1041.2	712.6	479.2	351.4	246.4	187.8	156.6	142.2	137.7	131.6	127.8
32.5°	1054.0	671.6	431.2	296.6	207.7	161.2	136.9	128.5	124.0	118.7	116.3
35°	1051.8	625.1	406.8	275.3	190.2	143.0	120.2	114.9	108.7	103.4	98.1
37.5°	1054.0	582.6	387.9	270.0	182.5	129.3	109.6	105.7	101.2	95.9	91.2
40°	1063.2	558.9	378.7	258.6	176.5	124.0	101.2	97.4	96.6	90.5	86.7
42.5°	1066.9	561.3	374.2	242.6	161.2	122.4	101.2	92.8	92.8	88.2	83.7
45°	1062.4	578.0	377.2	233.4	149.9	114.9	106.5	92.8	90.5	86.7	82.1
47.5°	1076.1	590.1	377.2	231.9	142.2	107.2	101.2	101.9	92.1	87.5	80.6
50°	1132.4	601.6	369.6	229.7	139.9	99.6	95.9	100.4	103.4	89.0	81.3
52.5°	1232.0	616.0	361.2	225.9	136.9	93.5	89.0	94.3	105.7	93.5	81.3
55°	1333.9	641.9	355.9	219.8	132.4	89.7	80.6	90.5	96.6	92.8	80.6
57.5°	1442.7	670.0	350.6	205.3	121.6	85.9	77.5	79.1	86.7	89.7	78.4
59°	1475.4	683.6	346.1	194.7	112.5	82.9	75.3	73.0	77.5	85.9	76.8
60°	1498.9	684.5	340.7	185.6	107.2	81.3	73.8	70.7	72.2	88.2	77.5
62.5°	1501.2	683.6	324.0	166.5	96.6	78.4	71.5	67.7	66.2	73.8	79.1
65°	1407.0	651.7	293.6	156.6	97.4	75.3	67.7	64.7	61.6	63.1	68.4
67.5°	1230.5	569.6	261.6	159.0	102.7	73.0	64.7	61.6	59.3	57.8	60.0
70°	930.9	473.0	252.5	164.3	107.2	71.5	60.0	57.1	55.5	54.7	54.7
72.5°	644.9	389.3	242.6	168.1	111.0	70.7	55.5	52.5	51.8	50.9	50.9
75°	415.2	282.9	200.8	143.0	101.2	64.7	50.2	47.2	46.3	45.6	46.3
77.5°	245.6	197.7	147.5	100.4	73.8	51.8	43.4	41.0	41.0	41.0	41.8
80°	136.2	117.1	98.1	64.7	52.5	38.8	35.7	33.5	33.5	34.3	35.7
82.5°	81.3	64.7	55.5	41.0	35.7	27.4	26.6	25.1	25.9	26.6	28.1
85°	53.2	41.0	33.5	27.4	24.3	17.5	15.2	16.0	16.8	18.2	19.0
87.5°	29.7	22.8	18.2	16.0	14.4	7.6	6.0	6.0	7.6	9.1	10.6
90°	0.0	0.0	0.0	0.0	0.0	0.0	0.0	0.0	0.0	0.0	0.0
92.5°	0.0	0.0	0.0	0.0	0.0	0.0	0.0	0.0	0.0	0.0	0.0
95°	0.0	0.0	0.0	0.0	0.0	0.0	0.0	0.0	0.0	0.0	0.0
97.5°	0.0	0.0	0.0	0.0	0.0	0.0	0.0	0.0	0.0	0.0	0.0
100°	0.0	0.0	0.0	0.0	0.0	0.0	0.0	0.0	0.0	0.0	0.0
102.5°	0.0	0.0	0.0	0.0	0.0	0.0	0.0	0.0	0.0	0.0	0.0
105°	0.0	0.0	0.0	0.0	0.0	0.0	0.0	0.0	0.0	0.0	0.0
107.5°	0.0	0.0	0.0	0.0	0.0	0.0	0.0	0.0	0.0	0.0	0.0



REPORT NUMBER: P227175  
 CATALOG NUMBER: ISW-AF-800-LED-E1-SLL

REPORT N  
 CATALOG

**CANDELA DISTRIBUTION (continued):**

**CANDELA**

	105°	110°	115°	120°	125°	130°	135°	140°	145°	150°	155°	
110°	0.0	0.0	0.0	0.0	0.0	0.0	0.0	0.0	0.0	0.0	0.0	0°
112.5°	0.0	0.0	0.0	0.0	0.0	0.0	0.0	0.0	0.0	0.0	0.0	2.5°
115°	0.0	0.0	0.0	0.0	0.0	0.0	0.0	0.0	0.0	0.0	0.0	5°
117.5°	0.0	0.0	0.0	0.0	0.0	0.0	0.0	0.0	0.0	0.0	0.0	7.5°
120°	0.0	0.0	0.0	0.0	0.0	0.0	0.0	0.0	0.0	0.0	0.0	10°
122.5°	0.0	0.0	0.0	0.0	0.0	0.0	0.0	0.0	0.0	0.0	0.0	12.5°
125°	0.0	0.0	0.0	0.0	0.0	0.0	0.0	0.0	0.0	0.0	0.0	15°
127.5°	0.0	0.0	0.0	0.0	0.0	0.0	0.0	0.0	0.0	0.0	0.0	17.5°
130°	0.0	0.0	0.0	0.0	0.0	0.0	0.0	0.0	0.0	0.0	0.0	20°
132.5°	0.0	0.0	0.0	0.0	0.0	0.0	0.0	0.0	0.0	0.0	0.0	22.5°
135°	0.0	0.0	0.0	0.0	0.0	0.0	0.0	0.0	0.0	0.0	0.0	25°
137.5°	0.0	0.0	0.0	0.0	0.0	0.0	0.0	0.0	0.0	0.0	0.0	27.5°
140°	0.0	0.0	0.0	0.0	0.0	0.0	0.0	0.0	0.0	0.0	0.0	30°
142.5°	0.0	0.0	0.0	0.0	0.0	0.0	0.0	0.0	0.0	0.0	0.0	32.5°
145°	0.0	0.0	0.0	0.0	0.0	0.0	0.0	0.0	0.0	0.0	0.0	35°
147.5°	0.0	0.0	0.0	0.0	0.0	0.0	0.0	0.0	0.0	0.0	0.0	37.5°
150°	0.0	0.0	0.0	0.0	0.0	0.0	0.0	0.0	0.0	0.0	0.0	40°
152.5°	0.0	0.0	0.0	0.0	0.0	0.0	0.0	0.0	0.0	0.0	0.0	42.5°
155°	0.0	0.0	0.0	0.0	0.0	0.0	0.0	0.0	0.0	0.0	0.0	45°
157.5°	0.0	0.0	0.0	0.0	0.0	0.0	0.0	0.0	0.0	0.0	0.0	47.5°
160°	0.0	0.0	0.0	0.0	0.0	0.0	0.0	0.0	0.0	0.0	0.0	50°
162.5°	0.0	0.0	0.0	0.0	0.0	0.0	0.0	0.0	0.0	0.0	0.0	52.5°
165°	0.0	0.0	0.0	0.0	0.0	0.0	0.0	0.0	0.0	0.0	0.0	55°
167.5°	0.0	0.0	0.0	0.0	0.0	0.0	0.0	0.0	0.0	0.0	0.0	57.5°
170°	0.0	0.0	0.0	0.0	0.0	0.0	0.0	0.0	0.0	0.0	0.0	59°
172.5°	0.0	0.0	0.0	0.0	0.0	0.0	0.0	0.0	0.0	0.0	0.0	60°
175°	0.0	0.0	0.0	0.0	0.0	0.0	0.0	0.0	0.0	0.0	0.0	62.5°
177.5°	0.0	0.0	0.0	0.0	0.0	0.0	0.0	0.0	0.0	0.0	0.0	65°
180°	0.0	0.0	0.0	0.0	0.0	0.0	0.0	0.0	0.0	0.0	0.0	67.5°
												70°
												72.5°
												75°
												77.5°
												80°
												82.5°
												85°
												87.5°
												90°
												92.5°
												95°
												97.5°
												100°
												102.5°
												105°
												107.5°



NUMBER: P227175  
 NUMBER: ISW-AF-800-LED-E1-SLL

REPORT NUMBER: P  
 CATALOG NUMBER:

**DISTRIBUTION (continued):**

**CANDELA DISTRIBUTION**

160°	165°	170°	175°	180°	185°	190°	195°	200°	205°	210°	110°	160°
1492.9	1492.9	1492.9	1492.9	1492.9	1492.9	1492.9	1492.9	1492.9	1492.9	1492.9	110°	0.0
1385.6	1363.6	1340.0	1322.5	1330.1	1305.0	1307.3	1300.5	1297.4	1295.9	1279.9	112.5°	0.0
1097.4	1105.8	1070.8	1074.6	1085.2	1059.4	1041.9	1070.8	1066.9	1041.2	1055.6	115°	0.0
790.9	793.2	777.2	741.5	741.5	760.5	767.3	781.0	790.1	822.1	802.3	117.5°	0.0
604.6	583.3	567.3	551.4	542.3	523.2	527.7	544.5	555.2	573.5	587.9	120°	0.0
525.5	502.0	473.8	449.5	436.5	419.0	407.6	403.9	407.6	396.2	397.0	122.5°	0.0
436.5	415.2	384.0	371.1	346.8	333.1	325.5	315.6	308.0	292.1	285.2	125°	0.0
338.4	310.3	278.3	278.3	260.9	249.4	246.4	244.1	239.6	231.2	222.8	127.5°	0.0
225.2	206.8	188.6	179.5	181.0	179.5	174.9	182.5	182.5	185.6	184.0	130°	0.0
164.3	161.2	154.4	149.0	146.0	145.3	146.0	148.3	152.8	156.6	160.5	132.5°	0.0
147.5	146.0	139.9	134.6	133.8	132.4	132.4	134.6	135.3	136.2	135.3	135°	0.0
136.9	133.8	128.5	124.7	123.2	122.4	123.2	120.9	119.4	120.2	119.4	137.5°	0.0
124.0	121.6	116.3	113.3	112.5	112.5	110.3	109.6	108.0	108.7	108.0	140°	0.0
114.1	111.0	105.7	101.9	101.9	101.2	101.9	101.2	100.4	99.6	99.6	142.5°	0.0
95.9	95.0	89.7	88.2	89.0	91.2	91.2	91.2	92.1	91.2	91.2	145°	0.0
89.0	88.2	82.9	79.1	78.4	78.4	78.4	79.9	82.1	82.9	84.4	147.5°	0.0
84.4	83.7	78.4	75.3	73.8	73.0	72.2	72.2	73.0	76.0	78.4	150°	0.0
81.3	79.9	74.6	70.7	70.0	69.3	68.4	68.4	68.4	69.3	71.5	152.5°	0.0
79.9	77.5	71.5	67.7	66.2	65.4	65.4	66.2	65.4	65.4	65.4	155°	0.0
77.5	76.0	70.0	65.4	63.8	63.8	63.1	63.1	63.1	61.6	61.6	157.5°	0.0
76.8	74.6	68.4	63.8	62.4	61.6	60.9	61.6	60.0	59.3	58.5	160°	0.0
75.3	72.2	65.4	61.6	60.9	59.3	58.5	58.5	58.5	57.1	57.1	162.5°	0.0
74.6	70.7	63.8	60.0	58.5	57.1	56.3	56.3	57.8	56.3	56.3	165°	0.0
73.8	68.4	61.6	57.1	56.3	54.7	54.0	54.7	57.1	55.5	54.7	167.5°	0.0
70.7	66.9	60.0	56.3	54.7	53.2	52.5	53.2	54.7	54.7	54.7	170°	0.0
69.3	65.4	58.5	54.7	54.0	52.5	51.8	51.8	54.0	54.0	53.2	172.5°	0.0
66.9	63.8	57.1	52.5	50.9	50.9	50.2	50.2	50.9	50.9	51.8	175°	0.0
63.8	62.4	55.5	50.2	49.4	48.7	48.7	48.7	48.7	50.2	50.2	177.5°	0.0
60.9	60.0	53.2	48.7	47.2	47.2	47.2	47.2	47.2	47.9	48.7	180°	0.0
56.3	56.3	50.2	45.6	44.9	44.1	44.1	44.1	44.1	44.9	45.6		
51.8	52.5	46.3	41.8	41.0	41.0	41.0	41.0	41.8	41.8	42.6		
47.2	47.9	41.8	37.2	37.2	37.2	37.2	37.2	37.2	37.2	38.8		
42.6	42.6	35.7	31.2	31.9	32.7	33.5	32.7	32.7	33.5	35.7		
36.5	35.7	29.7	25.9	25.9	27.4	28.1	27.4	28.1	28.1	31.2		
28.9	28.9	22.8	19.0	19.0	22.1	22.1	22.1	22.8	23.5	25.9		
22.1	21.3	16.0	12.9	12.9	15.2	16.0	16.8	17.5	18.2	19.7		
12.9	12.9	8.4	5.3	6.0	6.9	9.1	9.1	9.1	10.6	12.9		
0.0	0.7	0.0	0.0	0.0	0.0	0.0	0.0	0.0	0.0	0.0		
0.0	0.0	0.0	0.0	0.0	0.0	0.0	0.0	0.0	0.0	0.0		
0.0	0.0	0.0	0.0	0.0	0.0	0.0	0.0	0.0	0.0	0.0		
0.0	0.0	0.0	0.0	0.0	0.0	0.0	0.0	0.0	0.0	0.0		
0.0	0.0	0.0	0.0	0.0	0.0	0.0	0.0	0.0	0.0	0.0		
0.0	0.0	0.0	0.0	0.0	0.0	0.0	0.0	0.0	0.0	0.0		
0.0	0.0	0.0	0.0	0.0	0.0	0.0	0.0	0.0	0.0	0.0		
0.0	0.0	0.0	0.0	0.0	0.0	0.0	0.0	0.0	0.0	0.0		
0.0	0.0	0.0	0.0	0.0	0.0	0.0	0.0	0.0	0.0	0.0		
0.0	0.0	0.0	0.0	0.0	0.0	0.0	0.0	0.0	0.0	0.0		
0.0	0.0	0.0	0.0	0.0	0.0	0.0	0.0	0.0	0.0	0.0		
0.0	0.0	0.0	0.0	0.0	0.0	0.0	0.0	0.0	0.0	0.0		
0.0	0.0	0.0	0.0	0.0	0.0	0.0	0.0	0.0	0.0	0.0		
0.0	0.0	0.0	0.0	0.0	0.0	0.0	0.0	0.0	0.0	0.0		
0.0	0.0	0.0	0.0	0.0	0.0	0.0	0.0	0.0	0.0	0.0		

'227175  
 ISW-AF-800-LED-E1-SLL

REPORT NUMBER: P227175  
 CATALOG NUMBER: ISW-AF-800-LED-E1-SLL

**TION (continued):**

**CANDELA DISTRIBUTION (con**

165°	170°	175°	180°	185°	190°	195°	200°	205°	210°		215°	220°
0.0	0.0	0.0	0.0	0.0	0.0	0.0	0.0	0.0	0.0	0°	1492.9	1492.9
0.0	0.0	0.0	0.0	0.0	0.0	0.0	0.0	0.0	0.0	2.5°	1293.6	1292.8
0.0	0.0	0.0	0.0	0.0	0.0	0.0	0.0	0.0	0.0	5°	1061.6	1054.8
0.0	0.0	0.0	0.0	0.0	0.0	0.0	0.0	0.0	0.0	7.5°	822.9	847.9
0.0	0.0	0.0	0.0	0.0	0.0	0.0	0.0	0.0	0.0	10°	593.2	610.7
0.0	0.0	0.0	0.0	0.0	0.0	0.0	0.0	0.0	0.0	12.5°	413.0	422.1
0.0	0.0	0.0	0.0	0.0	0.0	0.0	0.0	0.0	0.0	15°	284.4	302.7
0.0	0.0	0.0	0.0	0.0	0.0	0.0	0.0	0.0	0.0	17.5°	221.3	223.6
0.0	0.0	0.0	0.0	0.0	0.0	0.0	0.0	0.0	0.0	20°	182.5	184.0
0.0	0.0	0.0	0.0	0.0	0.0	0.0	0.0	0.0	0.0	22.5°	162.0	165.0
0.0	0.0	0.0	0.0	0.0	0.0	0.0	0.0	0.0	0.0	25°	136.2	139.1
0.0	0.0	0.0	0.0	0.0	0.0	0.0	0.0	0.0	0.0	27.5°	120.2	123.2
0.0	0.0	0.0	0.0	0.0	0.0	0.0	0.0	0.0	0.0	30°	110.3	111.8
0.0	0.0	0.0	0.0	0.0	0.0	0.0	0.0	0.0	0.0	32.5°	100.4	100.4
0.0	0.0	0.0	0.0	0.0	0.0	0.0	0.0	0.0	0.0	35°	92.1	92.8
0.0	0.0	0.0	0.0	0.0	0.0	0.0	0.0	0.0	0.0	37.5°	85.9	87.5
0.0	0.0	0.0	0.0	0.0	0.0	0.0	0.0	0.0	0.0	40°	80.6	81.3
0.0	0.0	0.0	0.0	0.0	0.0	0.0	0.0	0.0	0.0	42.5°	73.0	74.6
0.0	0.0	0.0	0.0	0.0	0.0	0.0	0.0	0.0	0.0	45°	66.2	66.9
0.0	0.0	0.0	0.0	0.0	0.0	0.0	0.0	0.0	0.0	47.5°	61.6	61.6
0.0	0.0	0.0	0.0	0.0	0.0	0.0	0.0	0.0	0.0	50°	58.5	59.3
0.0	0.0	0.0	0.0	0.0	0.0	0.0	0.0	0.0	0.0	52.5°	57.1	57.8
0.0	0.0	0.0	0.0	0.0	0.0	0.0	0.0	0.0	0.0	55°	56.3	57.8
0.0	0.0	0.0	0.0	0.0	0.0	0.0	0.0	0.0	0.0	57.5°	56.3	57.1
0.0	0.0	0.0	0.0	0.0	0.0	0.0	0.0	0.0	0.0	59°	55.5	56.3
0.0	0.0	0.0	0.0	0.0	0.0	0.0	0.0	0.0	0.0	60°	55.5	57.1
0.0	0.0	0.0	0.0	0.0	0.0	0.0	0.0	0.0	0.0	62.5°	53.2	54.7
0.0	0.0	0.0	0.0	0.0	0.0	0.0	0.0	0.0	0.0	65°	51.8	53.2
0.0	0.0	0.0	0.0	0.0	0.0	0.0	0.0	0.0	0.0	67.5°	49.4	51.8
										70°	47.2	49.4
										72.5°	44.1	47.2
										75°	41.0	43.4
										77.5°	37.2	39.6
										80°	32.7	33.5
										82.5°	27.4	27.4
										85°	20.6	18.2
										87.5°	11.5	12.2
										90°	0.0	0.0
										92.5°	0.0	0.0
										95°	0.0	0.0
										97.5°	0.0	0.0
										100°	0.0	0.0
										102.5°	0.0	0.0
										105°	0.0	0.0
										107.5°	0.0	0.0



REPORT NUMBER: P227175

CATALOG NUMBER: ISW-AF-800-LED-E1-

00-LED-E1-SLL

**tinued):**

**CANDELA DISTRIBUTION (continued):**

225°	230°	235°	240°	245°	250°	255°	260°	265°		215°	220°	225°
1492.9	1492.9	1492.9	1492.9	1492.9	1492.9	1492.9	1492.9	1492.9	110°	0.0	0.0	0.0
1276.8	1276.8	1299.7	1302.0	1275.3	1282.2	1295.2	1279.9	1296.7	112.5°	0.0	0.0	0.0
1071.5	1062.4	1063.2	1057.1	1067.8	1055.6	1068.5	1064.0	1060.1	115°	0.0	0.0	0.0
832.0	847.9	836.6	814.5	832.0	818.3	792.5	794.7	765.8	117.5°	0.0	0.0	0.0
625.1	613.8	607.6	597.0	568.9	574.2	545.2	549.8	559.8	120°	0.0	0.0	0.0
431.2	422.9	432.7	425.9	414.5	416.8	422.9	428.9	444.9	122.5°	0.0	0.0	0.0
302.7	298.9	296.6	301.2	314.0	320.9	330.8	349.0	358.2	125°	0.0	0.0	0.0
227.4	228.1	225.9	232.7	243.4	248.7	250.9	252.5	263.1	127.5°	0.0	0.0	0.0
187.8	190.9	190.2	192.4	189.3	186.3	188.6	184.0	180.2	130°	0.0	0.0	0.0
164.3	165.0	161.2	160.5	155.9	152.1	149.0	149.0	147.5	132.5°	0.0	0.0	0.0
139.1	139.9	136.2	136.2	135.3	137.7	136.2	133.1	132.4	135°	0.0	0.0	0.0
124.7	123.2	120.9	120.9	119.4	119.4	120.2	120.9	120.2	137.5°	0.0	0.0	0.0
111.8	110.3	109.6	110.3	109.6	110.3	111.0	110.3	111.0	140°	0.0	0.0	0.0
102.7	101.2	101.2	101.9	101.2	101.9	101.9	101.9	101.2	142.5°	0.0	0.0	0.0
95.0	93.5	93.5	93.5	92.8	91.2	89.7	87.5	85.2	145°	0.0	0.0	0.0
89.0	88.2	86.7	85.9	83.7	79.1	77.5	77.5	77.5	147.5°	0.0	0.0	0.0
83.7	82.1	81.3	78.4	75.3	73.8	73.8	73.8	73.8	150°	0.0	0.0	0.0
76.8	74.6	73.0	72.2	71.5	71.5	70.7	70.7	70.7	152.5°	0.0	0.0	0.0
68.4	67.7	67.7	68.4	68.4	68.4	68.4	67.7	68.4	155°	0.0	0.0	0.0
63.1	63.1	63.8	64.7	65.4	66.2	66.9	66.2	66.9	157.5°	0.0	0.0	0.0
60.9	60.9	60.9	62.4	63.1	63.8	65.4	65.4	65.4	160°	0.0	0.0	0.0
59.3	59.3	60.0	60.9	61.6	62.4	63.1	63.8	64.7	162.5°	0.0	0.0	0.0
58.5	59.3	58.5	59.3	60.0	61.6	62.4	62.4	63.1	165°	0.0	0.0	0.0
58.5	58.5	58.5	58.5	60.0	60.9	60.0	60.9	61.6	167.5°	0.0	0.0	0.0
58.5	58.5	57.8	58.5	59.3	60.0	59.3	59.3	60.9	170°	0.0	0.0	0.0
57.8	58.5	57.8	57.8	58.5	59.3	58.5	59.3	60.0	172.5°	0.0	0.0	0.0
56.3	57.1	56.3	57.1	57.1	57.8	57.8	57.8	58.5	175°	0.0	0.0	0.0
54.7	54.7	54.7	55.5	55.5	56.3	56.3	57.1	56.3	177.5°	0.0	0.0	0.0
53.2	53.2	53.2	54.0	54.0	54.7	55.5	54.7	54.7	180°	0.0	0.0	0.0
51.8	50.9	50.2	50.9	51.8	51.8	52.5	51.8	52.5				
49.4	48.7	47.9	47.9	48.7	48.7	49.4	48.7	48.7				
45.6	45.6	44.1	44.1	44.1	44.1	44.9	44.1	43.4				
41.0	41.0	39.6	39.6	39.6	39.6	38.8	38.8	38.8				
34.3	35.0	35.0	34.3	34.3	33.5	33.5	32.7	31.9				
25.9	27.4	28.1	28.1	28.1	28.1	28.1	26.6	25.1				
18.2	20.6	22.8	22.8	22.1	22.1	22.1	19.7	17.5				
11.5	13.7	14.4	16.0	13.7	12.9	12.9	11.5	10.6				
0.0	0.0	1.5	0.7	2.3	2.3	3.1	1.5	0.7				
0.0	0.0	0.0	0.0	0.0	0.0	0.0	0.0	0.0				
0.0	0.0	0.0	0.0	0.0	0.0	0.0	0.0	0.0				
0.0	0.0	0.0	0.0	0.0	0.0	0.0	0.0	0.0				
0.0	0.0	0.0	0.0	0.0	0.0	0.0	0.0	0.0				
0.0	0.0	0.0	0.0	0.0	0.0	0.0	0.0	0.0				
0.0	0.0	0.0	0.0	0.0	0.0	0.0	0.0	0.0				
0.0	0.0	0.0	0.0	0.0	0.0	0.0	0.0	0.0				
0.0	0.0	0.0	0.0	0.0	0.0	0.0	0.0	0.0				
0.0	0.0	0.0	0.0	0.0	0.0	0.0	0.0	0.0				
0.0	0.0	0.0	0.0	0.0	0.0	0.0	0.0	0.0				



REPORT NUMBER: P227175

CATALOG NUMBER: ISW-AF-800-LED-E1-SLL

-SLL

**CANDELA DISTRIBUTION (continued):**

230°	235°	240°	245°	250°	255°	260°	265°		270°	275°	280°	285°
0.0	0.0	0.0	0.0	0.0	0.0	0.0	0.0	0°	1492.9	1492.9	1492.9	1492.9
0.0	0.0	0.0	0.0	0.0	0.0	0.0	0.0	2.5°	1282.2	1310.3	1314.2	1318.0
0.0	0.0	0.0	0.0	0.0	0.0	0.0	0.0	5°	1054.0	1082.2	1066.2	1073.1
0.0	0.0	0.0	0.0	0.0	0.0	0.0	0.0	7.5°	769.7	751.4	775.0	789.4
0.0	0.0	0.0	0.0	0.0	0.0	0.0	0.0	10°	562.0	583.3	592.4	609.2
0.0	0.0	0.0	0.0	0.0	0.0	0.0	0.0	12.5°	466.2	479.9	496.6	523.2
0.0	0.0	0.0	0.0	0.0	0.0	0.0	0.0	15°	378.0	387.9	409.2	435.0
0.0	0.0	0.0	0.0	0.0	0.0	0.0	0.0	17.5°	275.3	289.7	303.4	324.7
0.0	0.0	0.0	0.0	0.0	0.0	0.0	0.0	20°	184.8	190.9	207.7	217.5
0.0	0.0	0.0	0.0	0.0	0.0	0.0	0.0	22.5°	148.3	150.6	153.6	162.0
0.0	0.0	0.0	0.0	0.0	0.0	0.0	0.0	25°	133.1	134.6	136.9	139.9
0.0	0.0	0.0	0.0	0.0	0.0	0.0	0.0	27.5°	120.9	121.6	124.0	125.5
0.0	0.0	0.0	0.0	0.0	0.0	0.0	0.0	30°	110.3	109.6	110.3	112.5
0.0	0.0	0.0	0.0	0.0	0.0	0.0	0.0	32.5°	98.8	98.8	100.4	100.4
0.0	0.0	0.0	0.0	0.0	0.0	0.0	0.0	35°	85.2	84.4	85.9	88.2
0.0	0.0	0.0	0.0	0.0	0.0	0.0	0.0	37.5°	78.4	79.1	80.6	82.1
0.0	0.0	0.0	0.0	0.0	0.0	0.0	0.0	40°	74.6	75.3	76.8	78.4
0.0	0.0	0.0	0.0	0.0	0.0	0.0	0.0	42.5°	70.7	72.2	73.8	76.0
0.0	0.0	0.0	0.0	0.0	0.0	0.0	0.0	45°	68.4	70.0	72.2	74.6
0.0	0.0	0.0	0.0	0.0	0.0	0.0	0.0	47.5°	67.7	69.3	71.5	74.6
0.0	0.0	0.0	0.0	0.0	0.0	0.0	0.0	50°	66.2	68.4	70.7	73.8
0.0	0.0	0.0	0.0	0.0	0.0	0.0	0.0	52.5°	66.2	67.7	70.0	73.8
0.0	0.0	0.0	0.0	0.0	0.0	0.0	0.0	55°	63.8	66.2	68.4	72.2
0.0	0.0	0.0	0.0	0.0	0.0	0.0	0.0	57.5°	62.4	63.8	66.9	71.5
0.0	0.0	0.0	0.0	0.0	0.0	0.0	0.0	59°	61.6	63.1	66.2	70.7
0.0	0.0	0.0	0.0	0.0	0.0	0.0	0.0	60°	60.0	62.4	65.4	70.0
0.0	0.0	0.0	0.0	0.0	0.0	0.0	0.0	62.5°	58.5	60.9	63.8	68.4
0.0	0.0	0.0	0.0	0.0	0.0	0.0	0.0	65°	56.3	59.3	62.4	65.4
0.0	0.0	0.0	0.0	0.0	0.0	0.0	0.0	67.5°	54.7	56.3	59.3	62.4
								70°	51.8	53.2	55.5	57.8
								72.5°	47.9	48.7	50.2	52.5
								75°	42.6	43.4	44.1	46.3
								77.5°	37.2	37.2	38.1	41.0
								80°	31.2	31.2	31.9	33.5
								82.5°	23.5	23.5	25.1	27.4
								85°	16.8	16.0	18.2	19.7
								87.5°	9.9	9.1	9.9	9.9
								90°	0.7	2.3	1.5	1.5
								92.5°	0.0	0.0	0.0	0.0
								95°	0.0	0.0	0.0	0.0
								97.5°	0.0	0.0	0.0	0.0
								100°	0.0	0.0	0.0	0.0
								102.5°	0.0	0.0	0.0	0.0
								105°	0.0	0.0	0.0	0.0
								107.5°	0.0	0.0	0.0	0.0





REPORT NUMBER: P227175  
 CATALOG NUMBER: ISW-AF-800-LED-E1-SLL

**CANDELA DISTRIBUTION (continued):**

290°	295°	300°	305°	310°	315°	320°		270°	275°	280°	285°	290°
1492.9	1492.9	1492.9	1492.9	1492.9	1492.9	1492.9	110°	0.0	0.0	0.0	0.0	0.0
1333.1	1325.5	1331.7	1355.2	1363.6	1374.2	1409.9	112.5°	0.0	0.0	0.0	0.0	0.0
1089.7	1099.7	1089.7	1137.7	1140.0	1171.9	1184.9	115°	0.0	0.0	0.0	0.0	0.0
800.8	813.8	835.0	867.0	876.1	921.7	960.6	117.5°	0.0	0.0	0.0	0.0	0.0
625.1	641.9	671.6	691.3	711.1	737.6	768.8	120°	0.0	0.0	0.0	0.0	0.0
555.2	572.6	598.5	623.6	651.7	672.3	698.2	122.5°	0.0	0.0	0.0	0.0	0.0
463.9	491.3	516.4	549.1	572.6	609.9	640.4	125°	0.0	0.0	0.0	0.0	0.0
354.4	392.4	417.5	457.1	492.8	525.5	566.6	127.5°	0.0	0.0	0.0	0.0	0.0
246.4	276.1	308.0	350.6	397.0	441.8	496.6	130°	0.0	0.0	0.0	0.0	0.0
169.6	185.6	209.9	254.0	301.9	366.5	425.9	132.5°	0.0	0.0	0.0	0.0	0.0
144.5	150.6	159.7	181.0	221.3	292.1	357.4	135°	0.0	0.0	0.0	0.0	0.0
128.5	133.1	139.1	149.9	171.1	219.8	292.1	137.5°	0.0	0.0	0.0	0.0	0.0
117.8	123.2	129.3	136.9	148.3	181.8	235.8	140°	0.0	0.0	0.0	0.0	0.0
103.4	107.2	112.5	120.9	129.3	155.9	208.4	142.5°	0.0	0.0	0.0	0.0	0.0
91.2	95.9	102.7	108.7	117.1	138.4	189.3	145°	0.0	0.0	0.0	0.0	0.0
85.2	89.7	95.9	101.2	107.2	124.7	175.6	147.5°	0.0	0.0	0.0	0.0	0.0
81.3	85.9	92.1	96.6	100.4	120.2	170.3	150°	0.0	0.0	0.0	0.0	0.0
79.1	84.4	89.7	92.8	100.4	122.4	157.4	152.5°	0.0	0.0	0.0	0.0	0.0
78.4	83.7	89.7	95.0	110.3	115.6	149.0	155°	0.0	0.0	0.0	0.0	0.0
79.1	83.7	91.2	106.5	107.2	109.6	139.9	157.5°	0.0	0.0	0.0	0.0	0.0
79.1	85.9	101.9	111.0	101.9	103.4	131.6	160°	0.0	0.0	0.0	0.0	0.0
79.9	89.0	105.7	103.4	98.8	96.6	122.4	162.5°	0.0	0.0	0.0	0.0	0.0
79.9	87.5	101.2	97.4	91.2	92.1	111.8	165°	0.0	0.0	0.0	0.0	0.0
77.5	87.5	97.4	88.2	83.7	87.5	102.7	167.5°	0.0	0.0	0.0	0.0	0.0
76.0	89.7	86.7	81.3	81.3	85.2	98.1	170°	0.0	0.0	0.0	0.0	0.0
75.3	92.1	82.1	79.1	79.1	84.4	95.9	172.5°	0.0	0.0	0.0	0.0	0.0
73.0	85.9	75.3	73.8	76.0	79.9	92.8	175°	0.0	0.0	0.0	0.0	0.0
68.4	71.5	69.3	69.3	72.2	76.8	91.2	177.5°	0.0	0.0	0.0	0.0	0.0
63.1	64.7	64.7	65.4	68.4	72.2	92.8	180°	0.0	0.0	0.0	0.0	0.0
58.5	58.5	60.0	60.9	63.1	68.4	89.0						
53.2	54.0	54.0	55.5	57.1	62.4	85.9						
47.2	47.2	48.7	48.7	50.9	56.3	76.8						
41.0	41.0	41.0	41.8	43.4	48.7	63.1						
34.3	34.3	34.3	35.0	35.7	40.3	47.9						
27.4	26.6	25.9	25.9	27.4	31.2	37.2						
19.0	19.0	18.2	18.2	18.2	20.6	25.1						
10.6	9.1	9.9	10.6	9.9	11.5	13.7						
0.7	1.5	2.3	3.1	3.1	3.1	4.6						
0.0	0.0	0.0	0.0	0.0	0.0	0.0						
0.0	0.0	0.0	0.0	0.0	0.0	0.0						
0.0	0.0	0.0	0.0	0.0	0.0	0.0						
0.0	0.0	0.0	0.0	0.0	0.0	0.0						
0.0	0.0	0.0	0.0	0.0	0.0	0.0						
0.0	0.0	0.0	0.0	0.0	0.0	0.0						
0.0	0.0	0.0	0.0	0.0	0.0	0.0						
0.0	0.0	0.0	0.0	0.0	0.0	0.0						
0.0	0.0	0.0	0.0	0.0	0.0	0.0						



REPORT NUMBER: P227175  
 CATALOG NUMBER: ISW-AF-800-LED-E1-SLL

**CANDELA DISTRIBUTION (continued):**

295°	300°	305°	310°	315°	320°		325°	330°	335°	340°	345°	350°
0.0	0.0	0.0	0.0	0.0	0.0	0°	1492.9	1492.9	1492.9	1492.9	1492.9	1492.9
0.0	0.0	0.0	0.0	0.0	0.0	2.5°	1405.4	1425.2	1456.4	1462.4	1487.6	1505.1
0.0	0.0	0.0	0.0	0.0	0.0	5°	1190.9	1238.1	1254.9	1287.5	1344.6	1373.4
0.0	0.0	0.0	0.0	0.0	0.0	7.5°	982.5	1018.3	1058.7	1111.1	1152.9	1202.4
0.0	0.0	0.0	0.0	0.0	0.0	10°	808.4	859.4	911.9	954.4	1013.0	1072.3
0.0	0.0	0.0	0.0	0.0	0.0	12.5°	717.9	746.0	797.8	857.8	930.9	997.0
0.0	0.0	0.0	0.0	0.0	0.0	15°	670.7	704.2	759.7	823.6	901.2	983.4
0.0	0.0	0.0	0.0	0.0	0.0	17.5°	612.2	665.4	728.5	819.8	920.2	1034.3
0.0	0.0	0.0	0.0	0.0	0.0	20°	554.4	619.1	701.9	822.1	961.3	1109.6
0.0	0.0	0.0	0.0	0.0	0.0	22.5°	503.5	580.2	685.2	835.8	1013.7	1211.5
0.0	0.0	0.0	0.0	0.0	0.0	25°	443.3	546.1	672.3	863.9	1094.4	1348.4
0.0	0.0	0.0	0.0	0.0	0.0	27.5°	395.5	513.3	653.3	888.2	1168.1	1479.9
0.0	0.0	0.0	0.0	0.0	0.0	30°	342.2	475.3	626.7	896.6	1257.8	1587.9
0.0	0.0	0.0	0.0	0.0	0.0	32.5°	299.6	439.6	596.3	889.0	1298.1	1663.2
0.0	0.0	0.0	0.0	0.0	0.0	35°	279.1	413.7	570.4	862.4	1331.7	1744.5
0.0	0.0	0.0	0.0	0.0	0.0	37.5°	265.5	385.6	545.2	818.3	1369.6	1825.1
0.0	0.0	0.0	0.0	0.0	0.0	40°	248.0	363.6	524.8	786.3	1399.3	1892.2
0.0	0.0	0.0	0.0	0.0	0.0	42.5°	231.9	343.7	508.8	758.2	1407.0	1952.2
0.0	0.0	0.0	0.0	0.0	0.0	45°	218.3	331.5	496.6	759.7	1412.3	2035.9
0.0	0.0	0.0	0.0	0.0	0.0	47.5°	207.7	320.2	492.0	785.6	1468.5	2152.2
0.0	0.0	0.0	0.0	0.0	0.0	50°	197.7	310.3	484.5	835.8	1559.0	2309.6
0.0	0.0	0.0	0.0	0.0	0.0	52.5°	186.3	296.6	474.5	887.5	1657.9	2520.2
0.0	0.0	0.0	0.0	0.0	0.0	55°	171.1	278.3	463.9	930.9	1792.5	2776.6
0.0	0.0	0.0	0.0	0.0	0.0	57.5°	147.5	257.1	457.1	952.9	1875.4	2924.1
0.0	0.0	0.0	0.0	0.0	0.0	59°	135.3	236.5	453.3	942.2	1897.5	2949.2
0.0	0.0	0.0	0.0	0.0	0.0	60°	128.5	224.3	447.1	929.4	1903.5	2933.2
0.0	0.0	0.0	0.0	0.0	0.0	62.5°	119.4	195.5	422.1	864.7	1818.4	2740.1
0.0	0.0	0.0	0.0	0.0	0.0	65°	121.6	184.8	365.0	736.1	1622.9	2362.9
0.0	0.0	0.0	0.0	0.0	0.0	67.5°	124.7	180.2	315.6	594.7	1293.6	1955.3
						70°	122.4	178.0	286.7	473.0	968.8	1463.9
						72.5°	119.4	168.1	248.7	380.2	614.5	1025.2
						75°	105.7	141.5	195.5	260.9	387.9	746.9
						77.5°	82.9	108.7	138.4	162.0	196.9	527.0
						80°	60.9	79.1	90.5	97.4	109.6	359.7
						82.5°	43.4	53.2	57.8	61.6	73.0	269.2
						85°	32.7	37.2	40.3	40.3	49.4	190.2
						87.5°	18.2	19.0	19.0	20.6	24.3	51.8
						90°	5.3	5.3	4.6	5.3	3.8	3.1
						92.5°	0.0	0.0	0.0	0.0	0.0	0.0
						95°	0.0	0.0	0.0	0.0	0.0	0.0
						97.5°	0.0	0.0	0.0	0.0	0.0	0.0
						100°	0.0	0.0	0.0	0.0	0.0	0.0
						102.5°	0.0	0.0	0.0	0.0	0.0	0.0
						105°	0.0	0.0	0.0	0.0	0.0	0.0
						107.5°	0.0	0.0	0.0	0.0	0.0	0.0



REPORT NUMBER: P227175  
 CATALOG NUMBER: ISW-AF-800-LED-E1-SLL

**CANDELA DISTRIBUTION (continued):**

355°	359°	360°		325°	330°	335°	340°	345°	350°	355°
1492.9	1492.9	1492.9	110°	0.0	0.0	0.0	0.0	0.0	0.0	0.0
1524.8	1536.2	1545.4	112.5°	0.0	0.0	0.0	0.0	0.0	0.0	0.0
1417.6	1445.7	1451.1	115°	0.0	0.0	0.0	0.0	0.0	0.0	0.0
1257.1	1302.7	1318.7	117.5°	0.0	0.0	0.0	0.0	0.0	0.0	0.0
1139.3	1188.7	1205.3	120°	0.0	0.0	0.0	0.0	0.0	0.0	0.0
1074.6	1132.4	1150.6	122.5°	0.0	0.0	0.0	0.0	0.0	0.0	0.0
1076.1	1145.3	1171.9	125°	0.0	0.0	0.0	0.0	0.0	0.0	0.0
1146.1	1225.2	1257.8	127.5°	0.0	0.0	0.0	0.0	0.0	0.0	0.0
1266.2	1381.1	1405.4	130°	0.0	0.0	0.0	0.0	0.0	0.0	0.0
1429.0	1541.5	1578.0	132.5°	0.0	0.0	0.0	0.0	0.0	0.0	0.0
1581.8	1730.9	1759.1	135°	0.0	0.0	0.0	0.0	0.0	0.0	0.0
1732.4	1880.0	1905.0	137.5°	0.0	0.0	0.0	0.0	0.0	0.0	0.0
1848.8	2003.1	2024.4	140°	0.0	0.0	0.0	0.0	0.0	0.0	0.0
1960.6	2134.7	2158.3	142.5°	0.0	0.0	0.0	0.0	0.0	0.0	0.0
2085.3	2277.7	2305.1	145°	0.0	0.0	0.0	0.0	0.0	0.0	0.0
2197.8	2418.4	2435.9	147.5°	0.0	0.0	0.0	0.0	0.0	0.0	0.0
2322.6	2533.2	2537.7	150°	0.0	0.0	0.0	0.0	0.0	0.0	0.0
2424.5	2618.4	2619.9	152.5°	0.0	0.0	0.0	0.0	0.0	0.0	0.0
2523.3	2698.2	2699.1	155°	0.0	0.0	0.0	0.0	0.0	0.0	0.0
2626.7	2785.7	2774.3	157.5°	0.0	0.0	0.0	0.0	0.0	0.0	0.0
2790.3	2889.1	2900.6	160°	0.0	0.0	0.0	0.0	0.0	0.0	0.0
3039.0	3127.2	3140.0	162.5°	0.0	0.0	0.0	0.0	0.0	0.0	0.0
3328.0	3450.4	3432.9	165°	0.0	0.0	0.0	0.0	0.0	0.0	0.0
3450.4	3590.4	3604.8	167.5°	0.0	0.0	0.0	0.0	0.0	0.0	0.0
3429.9	3620.7	3645.1	170°	0.0	0.0	0.0	0.0	0.0	0.0	0.0
3397.1	3611.6	3641.3	172.5°	0.0	0.0	0.0	0.0	0.0	0.0	0.0
3211.6	3516.5	3562.9	175°	0.0	0.0	0.0	0.0	0.0	0.0	0.0
2899.8	3319.6	3384.9	177.5°	0.0	0.0	0.0	0.0	0.0	0.0	0.0
2499.0	3025.3	3077.8	180°	0.0	0.0	0.0	0.0	0.0	0.0	0.0
1949.9	2458.7	2503.6								
1295.9	1688.3	1765.9								
823.6	1089.0	1074.6								
607.6	708.0	708.8								
441.1	486.0	480.7								
341.5	296.6	295.8								
119.4	105.0	102.7								
51.8	43.4	44.1								
2.3	2.3	3.1								
0.0	0.0	0.0								
0.0	0.0	0.0								
0.0	0.0	0.0								
0.0	0.0	0.0								
0.0	0.0	0.0								
0.0	0.0	0.0								
0.0	0.0	0.0								
0.0	0.0	0.0								
0.0	0.0	0.0								

